

colltex
SWISS SKI SKINS

23/24



GO ON A SKI TOUR WITH US
Watch the «Four on Tour» video by Colltex



STORY CHLI KÄRPF

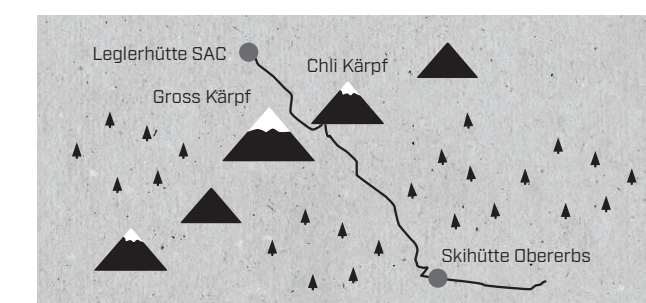
Out and About in the Glarus Region

Skitouring,
where we live and work

One more time, we wanted to put our new Colltex ski-skin collection through its paces, using the opportunity to take pictures for PR purposes. What could be more natural than a ski tour in the Glarus region – right on our doorstep, within view of our factory.

Thus, Bettina, Simone, Gabi, Fabian, Vitus, Hans-Peter, and Urs, our photographer, met at the far end of the Sernf Valley. Once the new skins, perfectly cut to fit everyone's skis, were in place, the team set off for the Obererbs Hut. Since everyone knows everyone else in the Glarus region, a first stop at Anita's beautifully situated Obererbs Hut was a must. The steep ascent then continued over the Chamm to the Rotstock, with the imposing Hausstock towering in the background. Colltex also produces splitboard skins, so we were glad that Simone tested them on her splitboards.

After a good 1,500 metres of ascent and four hours of climbing, we finally stood on the summit of the 2,700 m high Chli Käpf. The presentation of the new ski-skin designs on the summit was part of our photographer's programme. The snow on the descent to the Legler hut could not have been better. Simone is a snowboarder and, fortunately for us, also the warden of the Legler hut – what a boon! After an aperitif enjoyed in the setting sun, we moved inside, where an excellent meal left nothing to be desired.



Dear Customer

The current economic situation is both exciting and challenging. Retailers and producers alike have benefited over the last two years because people increasingly enjoyed being out and about in nature. The trend continues, though it has slowed down a bit. But who dares to predict the future? And will the fallout from the currently uncertain situation affect us in the long run? For Colltex, the strategy will be to remain vigilant and increasingly flexible. We are optimizing our procurement and production processes and our services. Producing in Switzerland, innovation and development will be the decisive factors. We are pleased to officially launch our new, patented Profibre technology for the 2023/2024 season under the name of «Vreneli» (see page 19). And we look forward to hear our customers' opinions.

We wish you and our entire industry an excellent winter season.

Best regards from the Glarus region
yours,

H.P. Brehm

Hans-Peter Brehm
Managing Director Colltex AG

COLLTEX Product Information

PRODUCT INFORMATION	06
SKI-SKIN CUTS	10
10 SKI-SKIN TIPS BY A PROFESSIONAL	11
SPLITBOARD SKINS	12
CROSS-COUNTRY SKI SKINS	13
CARE PRODUCTS	14
RE-COATINGS	15
ACCESSORIES	16
MARKETING ARTICLES	17
VRENELI SKINS	19



Colltex is an official partner
of the Swiss Mountain Guide Association SMGA

colltex
SWISS SKI SKINS

RACE CRYSTAL SPEEDMASTER

The fastest racing skin for competitors and athletes

MATERIAL	100% MOHAIR
SKIN COLOUR	YELLOW
ADHESION	HOTMELT ADHESION Technology
WEIGHT	98 G [6 MMX150 CM]
GRIP	
GLIDE	
DURABILITY	

Properties

The RACE probably are the fastest ski skins on the market. Made of 100% mohair, they were designed for even more perfect gliding. The compromise is a slightly less powerful grip. When not in use, we use a special net to protect the hotmelt adhesive coating.

Target Group

We recommend RACE to racers and athletes for both training and competition uses. It is also a good choice for ambitious ski tourers.

SKIN CUTS

Straight skins

Skin widths: 55, 60, 62, 65, 70 mm with Racefix for speedy attaching and detaching, skin: 170 cm



Skin on rolls

Skin length: ca. 33 m, skin widths: 55, 60, 62, 65, 70 mm



RACE Box

Straight-cut ski skins [60 or 62 mm] without tail hooks
1 pair of RACE skins
1 pair of training skins
1 wax, 1 headband



PALÜ CRYSTAL ALPINIST

The ski skins with top gliding characteristics for experts

MATERIAL	100% MOHAIR
SKIN COLOUR	ANTHRACITE
ADHESION	HOTMELT ADHESION Technology
WEIGHT	105 G [6 MMX150 CM]
GRIP	
GLIDE	
DURABILITY	

Properties

The PALÜ ski skins are our leading product. They glide perfectly thanks to its 100% natural fibre – especially on fresh, dry, and cold snow. The wear and tear on hard, icy snow is slightly higher. When not in use, we use a special net to protect the hotmelt adhesive coating.

Target Group

We recommend PALÜ for long ski tours, Alpine tours, and touring experiences lasting several days. It is suitable for sports tourers, for whom gliding is important.

SKIN CUTS

Custom-made

CAD-cut to the desired ski model



Cut-to-size ready

DIY cutting, ski lengths: 150-195 cm, (see page 10)
skin widths: 110, 120, 130, 140 mm



Cut-to-size standard

DIY cutting, skin: 167 cm [Ski – 185 cm],
177 cm [Ski – 195 cm], skin widths: 110, 120, 130, 140 mm



Straight skins

Skin lengths: 160, 170, 180 cm, skin widths: 35 – 90 mm

Skin on rolls

Roll length: ca. 33 m, skin widths: 31 – 140 mm

Splitboard

Cut to the desired splitboard model
DIY cutting, skin length 170 cm, skin widths : 150, 160, 170 mm



TÖDI CRYSTAL ALLROUNDER

The robust all-rounder – for anyone from beginners to professionals

MATERIAL	65% MOHAIR + 35% POLYAMIDE
SKIN COLOUR	BLUE
ADHESION	HOTMELT ADHESION Technology
WEIGHT	102 G (6 MMX150 CM)
GRIP	
GLIDE	
DURABILITY	

Properties

The TÖDI ski skin is the best-selling skin at Colltex. The TÖDI is an optimum combination of the aspects of gliding, climbing, durability, and packing size: a ski skin for all types of snow and weather. When not in use, we use a special net to protect the hotmelt adhesive coating.

Target Group

The TÖDI is an all-round ski skin and recommended for any ski tourer. It is equally suitable for beginners demanding good grip or mountain guides desiring a skin that will have a good grip in all weather conditions.

SKIN CUTS

Custom-made

CAD-cut to the desired ski model



Cut-to-size ready

DIY cutting, ski lengths: 150-195 cm, (see page 10)
skin widths: 110, 120, 130, 140 mm



Cut-to-size standard

DIY cutting, skin: 167 cm (Ski – 185 cm),
177 cm (Ski – 195 cm), skin widths: 110, 120, 130, 140 mm



Straight skins


Skin lengths: 160, 170, 180 cm, skin widths: 35 – 90 mm

Skin on rolls

Roll length: ca. 33 m, skin widths: 31 – 140 mm

Splitboard

Cut to the desired splitboard model
DIY cutting, skin length 170 cm, skin widths : 150, 160, 170 mm



LUCENDRO CRYSTAL NEWCOMER

The ski skins with good grip for ski tourers out to enjoy themselves

MATERIAL	100% TECHFIBRE
SKIN COLOUR	HIBISKUS
ADHESION	HOTMELT ADHESION Technology
WEIGHT	111 G (6 MMX150 CM)
GRIP	
GLIDE	
DURABILITY	

Properties

The LUCENDRO with the techfibre construction ski skins are ski skins of the latest generation. The new fibre was developed over a period of several years by Colltex as part of an interdisciplinary team and stands for very good climbing properties, yet allowing excellent gliding, too. The raw material is produced by a Swiss spinning mill. As a world first, these ski skins can be individually printed in small batches.

Target Group

We recommend LUCENDRO for ski tourers who are looking for a particularly good grip of their ski skins, but do not want to stint on glide. The product is ideal for beginners and all-round ski tourers as well.

SKIN CUTS

Custom-made

CAD-cut to the desired ski model



Cut-to-size ready

DIY cutting, ski lengths: 150-195 cm, (see page 10)
skin widths: 110, 120, 130, 140 mm




Cut-to-size standard

DIY cutting, skin: 167 cm (Ski – 185 cm),
177 cm (Ski – 195 cm), skin widths: 110, 120, 130, 140 mm



Straight skins

Skin lengths: 160, 170, 180 cm, skin widths: 35 – 90 mm



CUTS

Choose the shape of the ski skins

Colltex provides every ski skin on request already tailored to your ski model. However, if you prefer to cut your skins to size yourself, we can supply all the necessary tools. Two cut-to-size variants are available: «ready» and «standard».

Custom-made skins



CAD cut to the desired ski model
Front attachment: HEXAGON
Tail attachment: HEXAGON

CUSTOMMADE

Cut-to-size ready



For DIY cutting,
Ski lengths 150-195 cm
Skin widths 110, 120, 130, 140 mm
Front attachment: HEXAGON
Tail attachment: HEXAGON is mounted

For applications also see
www.colltex.ch/video

Ski length	Skin length
150-160 cm	142 cm
155-165 cm	147 cm
160-170 cm	152 cm
165-175 cm	157 cm
170-180 cm	162 cm
175-185 cm	167 cm
180-190 cm	172 cm
185-195 cm	177 cm

Cut-to-size standard



For DIY cutting,
Skin: 167 cm [Ski – 185 cm], 177 cm [Ski – 195 cm]
Skin widths 110, 120, 130, 140 mm
Front attachment: HEXAGON
Tail attachment: HEXAGON for self-assembly

For applications also see
www.colltex.ch/video

10 SKI-SKIN TIPS

for enjoyable ski tours

Well-functioning ski skins and the right climbing technique are decisive factors to ensure a successful ski tour. Our leporello «10 Ski-Skin Tips» lists the most important factors. The brochure is available free of charge in German, French, Italian, and English.

Tip 11

This information is suitable for your ski touring customers and can also conveniently be displayed in the store.

Order from info@colltex.ch or directly from www.colltex.ch/de/10-skifell-tipps



10 SKI-SKIN TIPS

for enjoyable ski tours



Illustrations | Gaby Aschwanden, Colltex



tip 01

ATTACHMENT

Before attaching the ski skin, dry the ski base, glue the ski skins to the skis and best press it directly down with a block of wax by stroking downwards from the tip (in the direction of the pile).

SPLITBOARD SKINS

Innovation for the Splitboard-Touring Trend.

More and more tourers appreciate the advantages of a splitboard. To ensure that splitboard fans can always climb reliably, Colltex produces its own splitboard – the TÖDI and PALÜ models.

We also cut the skins to the exact fit for well-known splitboard models commonly available on the market. Alternatively, the skins can be cut to size yourself. These cut-to-size skins are available in widths of 150, 160 and 170 mm. The length is 170 cm.

The market offers various systems of tail fastenings. Colltex has already delivered trend-setting solutions. The sum of our experience flows into the new tail-hook model. Simple, flexible, valuable, and suitable for almost every splitboard.



«Splend»



For the correct cutting of a splitboard ski skin, head to: www.colltex.ch/video



COLLTEx CROSS-COUNTRY SKINS

Choose the right ski skin to ensure optimum performance



More and more cross-country skiers adopting the classic cross-country style rely on skis with ski skins as the construction of skis has improved and their handling is easy. By using a suitable cross-country skin, you will enjoy better climbing and gliding characteristics. To enjoy skiing to the full – depending on your technical ability or the topography of the trail.

The «ALLROUND with its 65% mohair and 35% polyamide in blue» offers a superb grip and good gliding properties. In case of hard, icy conditions but also in wet snow, this skin shows its special properties. It is suitable for skiers who appreciate a good grip or for steep cross-country loipes.

The «BEST GLIDE with its 100% mohair in anthracite» says it all. It glides perfectly and simply loves cold and dry snow. It is suitable for skiers who want maximum glide characteristics and prefer to make some concessions when climbing.

Changing these ski skins is easy. Remove the skins on your skis, stick them to the paper provided, dry the milled part, adhere the new skins from tip to tail, press down well and wax before skiing.

For more information, see www.colltex.ch

Have fun on the trail!



COLLTEX CARE PRODUCTS

Optimum ski-skin care



Eco skinproof

Thanks to waterproofing with eco skinproof, the pile side of the skin absorbs less water, forms less snow build-up, glides better, and protects the ski skin against dirt.

→ Regularly waterproof the ski skin with eco skinproof, latest on the evening before the ski tour, so the waterproofing can dry. Tip: activate the waterproofing by heating it, e.g. with a hairdryer.



Natural skin+ski wax 25g

The natural skin+ski wax works for all types of snow and is 100% biodegradable. Due to its handy size and the screw cap, this wax is perfect for use on the go.

→ When fitting the ski skin, press it down directly with the natural skin+ski wax. In case of snow build-up, dry the skin with a cloth and then apply the wax. The wax is equally suitable for the ski.



Express universal wax 40g

The express universal wax is the larger version of the natural skin+ski wax. This classic paraffin wax is suitable for all types of snow for both ski skins and skis.

→ It is applied the same way as the natural skin+ski wax.



Protective netting

Colltex ski skins with a hotmelt adhesive coating are protected by a special net when not in use. This also makes it easier to separate the adhesive layers, while the adhesive remains intact.

→ When removing a ski skin, apply the protective net on one half of the ski skin, and then stick the second half of the skin onto it.



Skin sock

Instead of the protective net, you can also use the pro-skin sock for protection. This skin sock offers advantages in any wind and weather conditions and are easier to apply than the nets.

→ Pull the pro-skin over the skin that has been removed from the back and stick the second half of the skin to the outside of the skin sock.



Colltex tote bag

Pack the ski skin into the Colltex tote bag to keep the inside of the backpack dry.

→ Dry the ski skin after the tour and store it in the tote bag that can easily be hung on the ski tip or the binding by its loops.

For applications, also see www.colltex.ch/video

COLLTEX RE-COATING

The perfect adhesive coating on tour



Hotmelt tape

The hotmelt tape is suitable for a complete renewal of the hotmelt adhesive coating.

→ Remove the old adhesive coating with a blade and heat. Tip: remove the old adhesive with a soldering iron with spatula attachment. Then use an iron to transfer the new adhesive from the tape to the back of the ski skin.



Hotmelt tube 75ml

The adhesive from the hotmelt tube is a flexible way to re-coat part or all of the ski skin.

→ Clean the adhesive side of the ski skins and evenly spread the adhesive with a spatula or roller. Tip: remove the old adhesive with a soldering iron with spatula attachment.



Quickspray

Quickspray is the very best option for a spontaneous re-coating on the evening before a tour. As quickspray should dry for 15 minutes, its application on the mountain when exposed to wind and weather, is not ideal.

For such a purpose, we recommend quicktex.

→ spray quickspray evenly on the ski skin and let dry.



Quicktex

Quicktex solves adhesion problems on the mountain. It is small, light, efficient, and suitable for ski skins of all brands. Once the tour is over, quicktex can be removed and the adhesive coating renewed properly.

→ Use quicktex like a double-sided adhesive tape.



Our Re-coating Service

You can have your skins re-coated by our Colltex professionals.

→ Simply send us your ski skin directly or via your sports shop to Glarus or use the «Ski-Skin Re-coating Service». The price includes everything from postal charges to send it to the return shipment, the re-coating itself, and the waterproofing (only in CH/FL).

For applications, also see www.colltex.ch/video

COLLTEx SPARE PARTS

The whole range at a glance

Hexagon skin clip

2 skin clips with tip plate
rivet heads and rivet bucktails



EVO skin clip

2 skin clips with tip plates and
rivet heads and rivet bucktails.



STD skin clip

2 skin clips with tip plates and
rivet heads and rivet bucktails.



Racefix Kit

Self-assembly kit consisting of 2 elastic bands,
2 hinged cord stoppers, and 2 washers, 2 tip
plates with 6 rivet heads and rivet bucktails



Foam Roller

To apply the hotmelt adhesive



Hexagon tail-hook set

Self-assembly with two Hexagon tail hooks,
2 perforated tapes, plus 6 rivet heads and rivet
bucktails



Camlock tail-hook kit

This handy self-assembly kit consists of
2 camlock tail hooks, 2 perforated tapes,
6 rivet heads and rivet bucktails.



Hexagon tail hooks

Tail attachments (only hooks)



Camlock tail hooks

Tail attachment (only hooks)



Tail-hook set splitboard «splend»

Tail hooks for splitboard: 2 tail hook plates,
2 perforated tapes, 6 rivet heads and rivet
bucktails



Soldering iron with spatula attachment

To remove glue and dirt before applying a
new coating. Available with EU or CH plug.



MARKETING

Sales support and giveaways

Plexiglas® Pattern

Thanks to the Plexiglas® pattern, the sales department can provide customers with the best possible advice.
On the back of the Plexiglas®, there is a brief description of the material and target group of the respective
ski skin.



Giveaway

For your sales efforts or as a thank-you gift to your customers, you may make your customers a present in
connection with the ski skin → Get the respective giveaways from Colltex at cost price.





vreneli

THE ART OF SKITOURING

VRENELI SKINS – THE ALL-ROUNDERS



MADE IN SWITZERLAND

Locally produced with Swiss materials, you may trust in the fabulous Colltex quality and know-how «made in Switzerland».



PATENTED SKIN

Colltex has developed and patented the special Profibre technology of its Vreneli ski skins. The result is a pioneering and trend-setting innovation to accompany you on your tours.



FOR ALL SKI TOURERS

Vreneli skins are designed for all types of requirements – from leisure tours to competitions. The Profibre technology is perfectly reliable no matter the snow conditions.



BEST GRIP & GLIDE

The Profibre fabric developed by Colltex guarantees top grip and glide, ideal for all types of tours. With our Vreneli skins, you will be able to improve your stride, plus have a more secure grip when climbing.



LIGHT-WEIGHT

Due to their design, Vreneli ski skins are significantly lighter than conventional ones. With noticeably less weight under your skis and in your rucksack, being on the move will be much more fun.



SMALL PACKING SIZE

The materials and design of the Vreneli ski skins significantly reduce their packing size. This makes for better handling and less volume, saving space in your backpack.



HIGH DURABILITY

The Profibre fabric is robust, abrasion-resistant, and remains good as new even after negotiating thousands of metres of altitude. Even with intensive use, you will be able to enjoy your ski skins that much longer.



WATER-RESISTANT

Vreneli ski skins by Colltex are equipped with our water-repellent Colltex Drybase. This will keep your skins dry, light, and reduce snow build-up. With more efficient skins, you will have much more fun.



VEGAN

Unlike conventional ski skins, Vreneli skins do not contain any animal fibres or additives, so you can start your tour with a clear conscience when it comes to nature and animal welfare.



FLUORINE-FREE

Colltex does not use any pollutants such as a PFC impregnation for its Vreneli skins. Wax your skins with a conventional product and, thus, protect nature.



SUSTAINABLE

Fewer components, produced in Switzerland, and shorter transport distances make the Vreneli skins a regional product, using fewer resources and allowing you to go on tour with sustainably manufactured skins.

DISTRIBUTORS

Colltex AG

ANDORRA
Caribus
caribus@andorra.ad

AUSTRALIA
Mountain Sports WOODONGA
info@mtsports.com.au

AUSTRIA
Sail + Surf
www.sailsurf.at

BELGIUM, LUXEMBOURG,
NETHERLANDS
Technolyt
www.technolyt.nl

BULGARIA
Alpi2002
www.alpi2002.com

CANADA + UNITED STATES
ROI-Recreation Outfitters Inc.
www.roirecreation.com

FINLAND
ManageWell Oy
sales@managewell.fi

FRANCE
Nic Impex SAS
www.nicimpex.com

GERMANY
Arnold Sports GmbH
www.arnoldsports.de

GREAT BRITAIN
Anything Technical Ltd.
www.skiequipment.co.uk

GREECE
Klaoudatos
gklaoudatos@gmail.com

HUNGARY
Mountex Alpin Design
www.mountex.hu

ITALY
Panorama Diffusion KG
www.panoramadiffusion.it

JAPAN
Aussti Co., Ltd

NORWAY
Active Brands AS
www.asnes.com

RUMANIA
Outdoor Emotion
www.bike-ski.ro

RUSSIA
Alpex Outdoor Equipment
www.sherpa.ru

SLOVAKIA, CZECHIA, POLAND
Sam Hawkins, s.r.o.
www.skialpshop.cz

SLOVENIA
Kibuba
luka.cadez@kibuba.com

SPAIN
Carving Sport
www.carving-sport.com

Colltex AG
Buchholzstr. 46
8750 Glarus
Switzerland
T +41 55 645 60 70
www.colltex.ch

colltex
SWISS SKI SKINS